



Outline

TL table is customizable size-wise with unobtrusively-placed legs which make rising and sitting easier. In the case of a top board of more than 1800 mm, the mounting positions of the legs can move in and out. Pursued are not only functionality but design and craftsmanship, which can be seen in the curved surface of the top board and the elaborate joints of the legs.

Wood coating	Basic specification	Make-it-lower	Height
Japanese Elm NF / WNF / MBR / DBR / GY / DGY / BL Japanese Ash NF / WNF / MBR / DBR / GY / DGY / BL Japanese Cherry NF / WNF / MBR / DBR / GY / DGY / BL Japanese Oak NF / WNF / MBR / DBR / GY / DGY / BL Walnut CW / DBR	*Accessory: height adjusters	Table : 10mm 20mm 30mm	Table LD 680 Table D 710 Table H 740

Leg position

Top boards of size 1800 or more have two leg positions: the inside position is suitable for six chairs; the outside for four chairs.

Combination of top board size and length between legs

Table top	1400-1700	1800-2100
Width between legs	1020	1020/1390*

*For the outside position

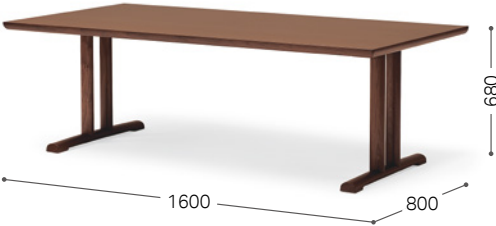


Item List

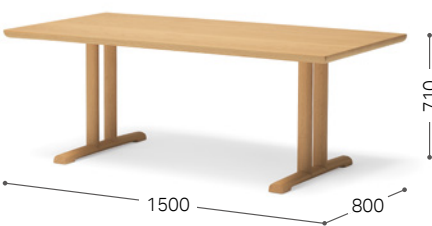
*The three figures separated by slashes (from left to right) for h and h1 are the heights of LD, D, and H type tables, respectively.
*Top board: random-match

Table LD /Table D /Table H

w:		1400	1500	1600	1700	1800	1900	2000	2100
d: 700	Japanese Elm								
	Japanese Ash								
	Japanese Cherry								
	Japanese Oak								
	Walnut								
d: 750	Japanese Elm								
	Japanese Ash								
	Japanese Cherry								
	Japanese Oak								
	Walnut								
d: 800	Japanese Elm								
	Japanese Ash								
	Japanese Cherry								
	Japanese Oak								
	Walnut								
h: 680/710/740 h1: 645/675/705									
wbl: (inside/outside)		1020				1020/1390			



Walnut CW



Japanese Oak NF

Item List	*The three figures separated by slashes (from left to right) for h and h1 are the heights of LD, D, and H type tables, respectively.
	*Top board: random-match

Table LD /Table D /Table H

w:		1400		1500		1600		1700		1800		1900		2000		2100
d: 850	Japanese Elm															
	Japanese Ash															
	Japanese Cherry															
	Japanese Oak															
	Walnut															
d: 900	Japanese Elm															
	Japanese Ash															
	Japanese Cherry															
	Japanese Oak															
	Walnut															
d: 950	Japanese Elm															
	Japanese Ash															
	Japanese Cherry															
	Japanese Oak															
	Walnut															
h: 680/710/740 h1: 645/675/705																
wbl: (inside/outside)		1020								1020/1390						

Description for the Item List

Wood coating

Wood and wood coating available to each model

Fabric and leather

Check the applicability of fabric and leather to each model.

Make-it-lower

Items that can be lowered by cutting legs


Covering seat

Items with a Covering seat seat

Leather stitching

Items with leather stitching when upholstered with leather

QR code

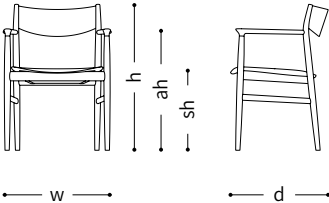


The QR code at the top right of each page enables you to access our web page where you can see more images of our products.

Grain

- Random match
- Wood planks or veneer sheets are joined at random, of which expressive surface patterns require craftspeople for high skills and an eye for beauty.
- Book match
- Two pieces of wood planks or veneer sheets with similar surface patterns are arranged side by side to look like a book opened, which makes surface patterns look more dynamic by grains running symmetrically.

Size description for chairs and tables



Chair dimensions: w (width), d (depth), h (height), sh (seat height), ah (arm height).

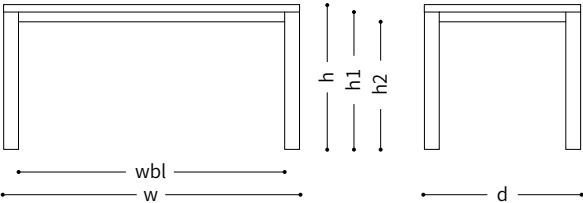


Table dimensions: w (width), d (depth), h (height), wbl (width between legs), h1 (height from floor to bottom of top board), h2 (height from floor to cross pieces of top board), t (thickness), dia (diameter).

w width
d depth
h height
sh seat height
ah arm height
wt weight (kg)

w width
d depth
h height
t thickness

h1 height from the floor to the bottom of the top board
h2 height from the floor to the cross pieces of the top board
wbl width between legs
dia diameter

*Size description by 5 mm
*Please note that there may be some measurement errors in size of chairs and sofas by the thickness of upholstery.

Price description for chairs

After-tax

Before-tax

	F1	F2	F3	F4 / CL1	F5 / L2	L3	L4	
①	Japanese Ash							②
	Walnut							③
④	Only covering seat							

① Wood *1

② Fabric*2 / Leather grade*3

③ Price by grade

④ Price of a Covering seat seat

*1 Please see P.198 ~ 200

*2 Please see P.201 ~ 203

*3 Please see P.204 ~ 205

20 25 30 35 40 45 50 The figures in the boxes represent sales periods more than 20 years.

The seat fabric and leather price is classified in seven grades.

Delivery and installation are separately charged.

* Please contact for more details.