



Motomi Kawakami / Japan

Outline

Using as thin wood materials as possible; not hiding structures but showing them as a part of design: these eliminations created the affluent appearance with the carefully selected wood grain and color contrast in wood between the base and upper frame.

■ Material

Walnut and Japanese ash are used for this collection. The eyes of our craftsmen developed through many years of experience carefully selected right wood for the right part.

■ Cubinet structure

In order to express the minimum structure of the sofa, all the parts are designed to look slender. Another feature is the flap door handle. Even the inside of the flap door handle is veneered to show beautiful wood grain.

■ Sofa design

The base frame is thin and colored darker, which makes the seat part look light and floating. The arm board is made of solid-wood pieces in different sizes to create individuality.

■ Cubinet function

The slender look of the sofa makes the room look more spacious. Against its appearance, the sofa cushions provide super relaxation. The center flap door of the TV board has a soft-closing function.

Wood coating

Japanese Ash NF/WNF/MBR/DBR/GY/DGY/BL

Walnut CW/DBR

*Legs made of Japanese Cherry (WL color)

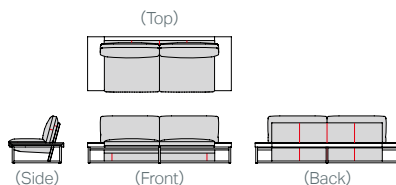
Leather stitching

Stitch 

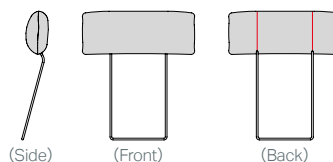
Leather stitching is applied to the following:

- Sofa 240
- Sofa 240 KD
- Sofa 210
- One Arm 212 L (R)
- One Arm 182 L (R)

[The drawing for
Sofa 240]



• Headrest



① Japanese Ash NF Avance BR/F5



Sofa 240 KD Middle legs



② Japanese Ash NF BQ-BR/L3



③ Japanese Ash MBR BQ-BL/L3



④ Japanese Cherry WL EN-NV/L3



⑤ Avance BR / F5



⑥ Avance BR / F5

Item List			*L has the armrest on its left (vice versa).							
			F1	F2	F3	F4 / CL1	F5 / L2	L3	L4	
Sofa 240 [Image ①]	w: 2400 d: 920 h: 790 sh: 410 ah: 340	Japanese Ash								
		Walnut								
*Solid wood armrest *Accessory: height adjusters *Legs made of Japanese Cherry (WL color) Leather stitching										
Sofa 240 KD	w: 2400 d: 920 h: 790 sh: 410 ah: 340	Japanese Ash								
		Walnut								
*Solid wood armrest *Accessory: height adjusters *Legs made of Japanese Cherry (WL color) *Knock-down: the main frame is connected in the middle. Leather stitching										
Sofa 210 [Image ②]	w: 2100 d: 920 h: 790 sh: 410 ah: 340	Japanese Ash								
		Walnut								
*Solid wood armrest *Accessory: height adjusters *Legs made of Japanese Cherry (WL color) Leather stitching										
One Arm 212 L (R)	w: 2120 d: 920 h: 790 sh: 410 ah: 340	Japanese Ash								
		Walnut								
*Solid wood armrest *Accessory: height adjusters *Legs made of Japanese Cherry (WL color) Leather stitching										
One Arm 182 L (R) [Image ③ : R]	w: 1820 d: 920 h: 790 sh: 410 ah: 340	Japanese Ash								
		Walnut								
*Solid wood armrest *Accessory: height adjusters *Legs made of Japanese Cherry (WL color) Leather stitching										
Ottoman [Image ④]	w: 710 d: 655 h: 410	Japanese Cherry WL								
*Accessory: height adjusters										
Headrest [Image ⑤]	w: 650 d: 150 h: 740 Height including the headrest: 1000									
Leather stitching										
Arm Cushion [Image ⑥]	w: 300 d: 520 h: 130									





⑦ Japanese Ash NF



⑧ Walnut CW



⑨ Walnut CW

Item List		*Top board: random-match
Coffee Table 150 × 50	w: 1500 d: 500 h: 340	<div><div>Japanese Ash</div><div>Walnut</div></div>
*Solid wood top *Accessory: height adjusters *Legs made of Japanese Cherry (WL color)		
Coffee Table 130 × 65 [Image ⑦]	w: 1300 d: 650 h: 340	<div><div>Japanese Ash</div><div>Walnut</div></div>
*Solid wood top *Accessory: height adjusters *Legs made of Japanese Cherry (WL color)		
Coffee Table 90 × 90 [Image ⑧]	w: 900 d: 900 h: 340	<div><div>Japanese Ash</div><div>Walnut</div></div>
*Solid wood top *Accessory: height adjusters *Legs made of Japanese Cherry (WL color)		
Side Table 30 × 55 [Image ⑨]	w: 300 d: 550 h: 480	<div><div>Japanese Ash</div><div>Walnut</div></div>
*Solid wood top *Accessory: plastic protectors at the leg bottoms		

Description for the Item List

Wood coating

Wood and wood coating available to each model

Fabric and leather

Check the applicability of fabric and leather to each model.

Make-it-lower

Items that can be lowered by cutting legs


Covering seat

Items with a Covering seat seat

Leather stitching

Items with leather stitching when upholstered with leather

QR code

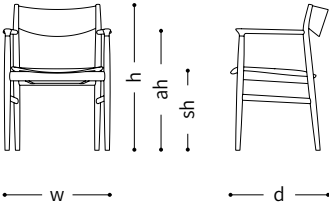


The QR code at the top right of each page enables you to access our web page where you can see more images of our products.

Grain

- Random match
- Wood planks or veneer sheets are joined at random, of which expressive surface patterns require craftspeople for high skills and an eye for beauty.
- Book match
- Two pieces of wood planks or veneer sheets with similar surface patterns are arranged side by side to look like a book opened, which makes surface patterns look more dynamic by grains running symmetrically.

Size description for chairs and tables



w width

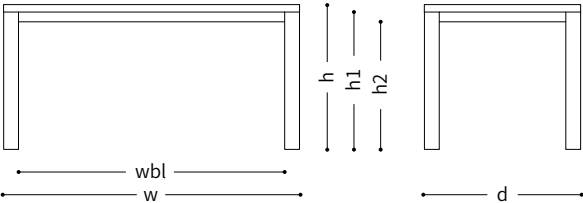
d depth

h height

sh seat height

ah arm height

wt weight (kg)



w width

d depth

h height

t thickness

h1 height from the floor to the bottom of the top board

h2 height from the floor to the cross pieces of the top board

wbl width between legs

dia diameter

*Size description by 5 mm

*Please note that there may be some measurement errors in size of chairs and sofas by the thickness of upholstery.

Price description for chairs

After-tax

Before-tax

	F1	F2	F3	F4 / CL1	F5 / L2	L3	L4	
①								②
	Japanese Ash							③
	Walnut							
④	Only covering seat							

① Wood *1

② Fabric*2 / Leather grade*3

③ Price by grade

④ Price of a Covering seat seat

*1 Please see P.198 ~ 200

*2 Please see P.201 ~ 203

*3 Please see P.204 ~ 205

● 20 25 30 35 40 45 50 The figures in the boxes represent sales periods more than 20 years.

● The seat fabric and leather price is classified in seven grades.

● Delivery and installation are separately charged.

* Please contact for more details.