



Outline

“Surprisingly spacious” was the impression of people who sat on it for the first time. IKORO was born from the concept: a modular sofa that makes the most of limited space in condominiums in urban areas. Its greatest feature is its size, which is less than 2,000 mm wide even when combined in an L-shape. The back and elbows are thinly paneled to ensure a wide seat, which, together with soft comfortable seat surface, works to avoid cramped seating. Size is small but satisfaction is not: we are confident that we have achieved this goal we set at the time of development.

■ Design

The backrest and armrests are simple but finely tuned, and also the line of wood legs are so smooth, both of which create a mellow silhouette.

■ Material

The legs are made of Hokkaido Ash wood. The seat has a newly introduced cushion configuration that disperses body pressure, provides a moderate sinking-in effect, and creates comfortability together with feathers on the surface layer.

■ Structure

The backrest and armrests are upright so that the sofa doesn’t create a dead space and can be set close to the wall. The backrest has a soft comfortable cushion part inward but is joined perfectly with the seat. Enjoy the comfortable combination of the backrest and seat.

■ Function

When the sofa is set in an L-shape, the size ranges from 1980 x 1260 mm to 2580 x 1860 mm, in increments of 15 cm. Three different heights are also available: the lower type is for ordinary houses; the higher for public spaces where people wear shoes on, for example. The covering upholstery is adopted (except for leather), and you can choose different fabrics/leathers for the seat and other parts (backrests and armrests). Enjoy coordinating the upholstery to suit the occasion and your preferences.

● SB One Arm

This short back (SB) type can form an L-shape sofa by combining it with the armless type. The space created by the short backrest will make you feel a sense of openness. In addition, accessibility is increased.

● SB Armless

It provides a sense of openness and the impression of lightness to the room, and also, it is good to be combined with the one-arm type and long seater to make an L-shape sofa.

● Long Seat

The combination of the long seater and armless type also makes an L-shape sofa. It provides a good seating area where you can stretch out your legs and relax. The backrest and armrest are set in one corner, which make good accessibility. Two types of depth are available.

● FB Armless




A simple bench shaped type, good to be combined with the SB one-arm or long seater. The smallest L-shape sofa can be made by the size of 1200.

● Cushion

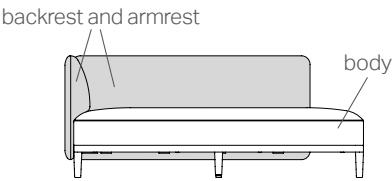
Microfiber cushions are slightly higher than the backrest and armrest of the sofa, providing soft support for the body. Two sizes are available according to the sofa size.

● Side Table

The side table is designed to be overhanging the SB one-arm or SB armless sofas to save space. The tabletop has a smooth raised edge, which gives it the look of a high-quality tray. The area under the top can be used as a temporary storage space for books or glasses. Available in three different heights to match the sofa.

Wood coating	Covering	Height		
Japanese Ash NF/WNF/MBR/DBR/GY/DGY/BL	The upholstery of the seat, backrest, and armrest can be removed at home for maintenance when the upholstery is fabric (not leather).	L type sh: 360	M type sh: 400	H type sh: 430
				

Name of each part of the sofa

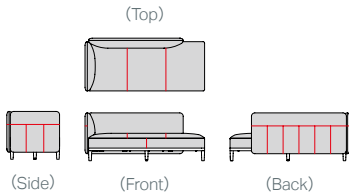


Leather stitching

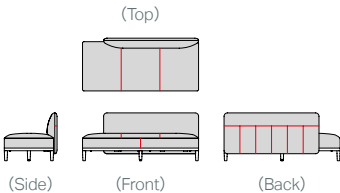
Stitch

Leather stitching is applied to the following:

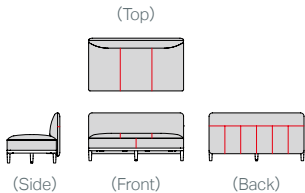
- SB One Arm 185 L (R) L/M/H
  - SB One Arm 170 L (R) L/M/H
- [The drawing for 170 R M]



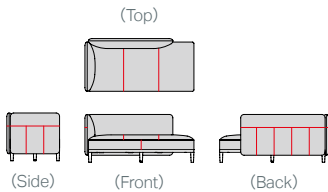
- SB Armless 180 L (R) L/M/H
  - SB Armless 165 L (R) L/M/H
- [The drawing for 165 L M]



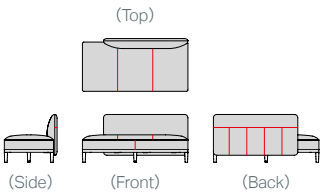
- FB Armless 150 L/M/H
  - FB Armless 135 L/M/H
- [The drawing for 135 M]



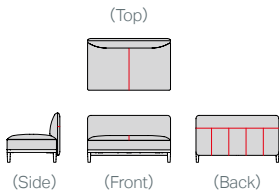
- SB One Arm 155 L (R) L/M/H
- [The drawing for R M]



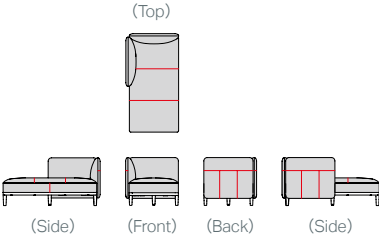
- SB Armless 150 L (R) L/M/H
- [The drawing for L M]



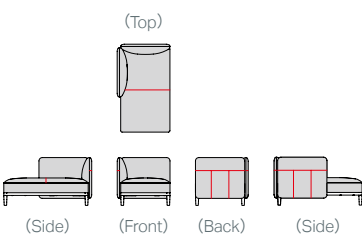
- FB Armless 120 L/M/H
- [The drawing for M]



- Long Seat 140 L (R) L/M/H
- [The drawing for R M]



- Long Seat 125 L (R) L/M/H
- [The drawing for R M]



① Japanese Ash DGY Longchamp CGY/F2



② Japanese Ash GY Tonica LGY/F4  
Camila BU/F5 [Back and Arm]



③ Japanese Ash WMF EN-BE/L3



④ Japanese Ash DGY Longchamp CGY/F2





Item List

\*The three figures separated by slashes (from left to right) for h are the heights of L, M and H type tables.  
\*L has the armrest on its left (vice versa).

	F1	F2	F3	F4 / CL1	F5 / L2	L3	L4
SB One Arm 185 L (R) L							
SB One Arm 185 L (R) M							
SB One Arm 185 L (R) H							
Japanese Ash							
Only covering seat							

\*Accessory: middle legs with an adjuster   \*Feather is partially included in seat cushions.   \*Covering available for fabric upholstery only   |   Leather stitching   |

SB One Arm 185 L (R) Backrest and Armrest							
Only covering seat							

\*Covering available for fabric upholstery only   |   Leather stitching   |

SB One Arm 185 L (R) L	w: 1860 Backrest w: 1490						
SB One Arm 185 L (R) M	d: 760						
SB One Arm 185 L (R) H	h: 640/680/710						
with Backrest and Armrest	sh: 360/400/430						
[Image ① : R H]							
Japanese Ash							
Only covering seat							

SB One Arm 170 L (R) L							
SB One Arm 170 L (R) M							
SB One Arm 170 L (R) H							
Japanese Ash							
Only covering seat							

\*Accessory: middle legs with an adjuster   \*Feather is partially included in seat cushions.   \*Covering available for fabric upholstery only   |   Leather stitching   |

SB One Arm 170 L (R) Backrest and Armrest							
Only covering seat							

\*Covering available for fabric upholstery only   |   Leather stitching   |

(as an example)	w: 1710 Backrest w: 1340						
SB One Arm 170 L (R) L	d: 760						
SB One Arm 170 L (R) M	h: 640/680/710						
SB One Arm 170 L (R) H	sh: 360/400/430						
with Backrest and Armrest							
Japanese Ash							
Only covering seat							

SB One Arm 155 L (R) L							
SB One Arm 155 L (R) M							
SB One Arm 155 L (R) H							
Japanese Ash							
Only covering seat							

\*Accessory: middle legs with an adjuster   \*Feather is partially included in seat cushions.   \*Covering available for fabric upholstery only   |   Leather stitching   |

SB One Arm 155 L (R) Backrest and Armrest							
Only covering seat							

\*Covering available for fabric upholstery only   |   Leather stitching   |

(as an example)	w: 1560 Backrest w: 1190						
SB One Arm 155 L (R) L	d: 760						
SB One Arm 155 L (R) M	h: 640/680/710						
SB One Arm 155 L (R) H	sh: 360/400/430						
with Backrest and Armrest							
Japanese Ash							
Only covering seat							

Item List		*The three figures separated by slashes (from left to right) for h are the heights of L, M and H type tables. *L has the armrest on its left (vice versa).							
		F1	F2	F3	F4 / CL1	F5 / L2	L3	L4	
Long Seat 140 L (R) L Long Seat 140 L (R) M Long Seat 140 L (R) H		Japanese Ash							
		Only covering seat							
*Accessory: middle legs with an adjuster   *Feather is partially included in seat cushions.   *Covering available for fabric upholstery only       Leather stitching									
Long Seat 140 L (R) Backrest and Armrest									
		Only covering seat							
*Covering available for fabric upholstery only       Leather stitching									
(as an example)	w: 760								
Long Seat 140 L (R) L	d: 1410	Japanese Ash							
Long Seat 140 L (R) M	h: 640/680/710								
Long Seat 140 L (R) H	sh: 360/400/430	Only covering seat							
with Backrest and Armrest									
[Image ② : R L]									
Long Seat 125 L (R) L Long Seat 125 L (R) M Long Seat 125 L (R) H		Japanese Ash							
		Only covering seat							
*Accessory: middle legs with an adjuster   *Feather is partially included in seat cushions.   *Covering available for fabric upholstery only       Leather stitching									
Long Seat 125 L (R) Backrest and Armrest									
		Only covering seat							
*Covering available for fabric upholstery only       Leather stitching									
(as an example)	w: 760								
Long Seat 125 L (R) L	d: 1260	Japanese Ash							
Long Seat 125 L (R) M	h: 640/680/710								
Long Seat 125 L (R) H	sh: 360/400/430	Only covering seat							
with Backrest and Armrest									





Item List		*The three figures separated by slashes (from left to right) for h are the heights of L, M and H type tables. *L has the armrest on its left (vice versa).						
		F1	F2	F3	F4 / CL1	F5 / L2	L3	L4
SB Armless 180 L (R) L		Japanese Ash						
SB Armless 180 L (R) M								
SB Armless 180 L (R) H		Only covering seat						
*Accessory: middle legs with an adjuster		*Feather is partially included in seat cushions.   *Covering available for fabric upholstery only       Leather stitching						
SB Armless 180 L (R) Backrest								
		Only covering seat						
		*Covering available for fabric upholstery only       Leather stitching						
(as an example)	w: 1820 Backrest w: 1490	Japanese Ash						
SB Armless 180 L (R) L	d: 760							
SB Armless 180 L (R) M	h: 640/680/710	Only covering seat						
SB Armless 180 L (R) H with Backrest	sh: 360/400/430							
SB Armless 165 L (R) L		Japanese Ash						
SB Armless 165 L (R) M								
SB Armless 165 L (R) H		Only covering seat						
*Accessory: middle legs with an adjuster		*Feather is partially included in seat cushions.   *Covering available for fabric upholstery only       Leather stitching						
SB Armless 165 L (R) Backrest								
		Only covering seat						
		*Covering available for fabric upholstery only       Leather stitching						
(as an example)	w: 1670 Backrest w: 1340	Japanese Ash						
SB Armless 165 L (R) L	d: 760							
SB Armless 165 L (R) M	h: 640/680/710	Only covering seat						
SB Armless 165 L (R) H with Backrest	sh: 360/400/430							
SB Armless 150 L (R) L		Japanese Ash						
SB Armless 150 L (R) M								
SB Armless 150 L (R) H		Only covering seat						
*Accessory: middle legs with an adjuster		*Feather is partially included in seat cushions.   *Covering available for fabric upholstery only       Leather stitching						
SB Armless 150 L (R) Backrest								
		Only covering seat						
		*Covering available for fabric upholstery only       Leather stitching						
(as an example)	w: 1520 Backrest w: 1190	Japanese Ash						
SB Armless 150 L (R) L	d: 760							
SB Armless 150 L (R) M	h: 640/680/710	Only covering seat						
SB Armless 150 L (R) H with Backrest	sh: 360/400/430							
[Image ③ : L M]								

Item List		*The three figures separated by slashes (from left to right) for h are the heights of L, M and H type tables.						
		F1	F2	F3	F4 / CL1	F5 / L2	L3	L4
FB Armless 150 L FB Armless 150 M FB Armless 150 H	Japanese Ash							
	Only covering seat							
*Accessory: middle legs with an adjuster   *Feather is partially included in seat cushions.   *Covering available for fabric upholstery only       Leather stitching								
FB Armless 150 Backrest								
	Only covering seat							
*Covering available for fabric upholstery only       Leather stitching								
(as an example) FB Armless 150 L FB Armless 150 M FB Armless 150 H with Backrest	w: 1520 d: 760 h: 640/680/710 sh: 360/400/430	Japanese Ash						
		Only covering seat						
FB Armless 135 L FB Armless 135 M FB Armless 135 H		Japanese Ash						
		Only covering seat						
*Accessory: middle legs with an adjuster   *Feather is partially included in seat cushions.   *Covering available for fabric upholstery only       Leather stitching								
FB Armless 135 Backrest								
	Only covering seat							
*Covering available for fabric upholstery only       Leather stitching								
(as an example) FB Armless 135 L FB Armless 135 M FB Armless 135 H with Backrest [Image ④/は H]	w: 1370 d: 760 h: 640/680/710 sh: 360/400/430	Japanese Ash						
		Only covering seat						
FB Armless 120 L FB Armless 120 M FB Armless 120 H		Japanese Ash						
		Only covering seat						
*Accessory: middle legs with an adjuster   *Feather is partially included in seat cushions.   *Covering available for fabric upholstery only       Leather stitching								
FB Armless 120 Backrest								
	Only covering seat							
*Covering available for fabric upholstery only       Leather stitching								
(as an example) FB Armless 120 L FB Armless 120 M FB Armless 120 H with Backrest	w: 1220 d: 760 h: 640/680/710 sh: 360/400/430	Japanese Ash						
		Only covering seat						



⑤ Japanese Ash DGY Longchamp CGY/F2



⑥ EN-BE/L3



⑦ Longchamp CGY/F2



⑧ Japanese Ash DGY

Item List		*The three figures separated by slashes (from left to right) for h are the heights of L, M and H type tables.							*Top board: random-match	
		F1	F2	F3	F4/CL1	F5/L2	L3	L4		
Ottoman 61 L Ottoman 61 M Ottoman 61 H [Image ⑤ : H]	w: 630 d: 450 h: 340/380/410	Japanese Ash								
		Only covering seat								
		*Covering available for fabric upholstery only								
Cushion (Large) [Image ⑥ ]	600 × 460									
		Only covering seat								
		*Microfiber cushion								
Cushion (Small) [Image ⑦ ]	550 × 460									
		Only covering seat								
		*Microfiber cushion								
Side Table27 × 77 L Side Table27 × 77 M Side Table27 × 77 H [Image ⑧ : H]	w: 270 d: 770 h: 475/515/545 storage area h: 70	Japanese Ash								



Description for the Item List

Wood coating

Wood and wood coating available to each model

Fabric and leather

Check the applicability of fabric and leather to each model.

Make-it-lower

Items that can be lowered by cutting legs


Covering seat

Items with a Covering seat seat

Leather stitching

Items with leather stitching when upholstered with leather

QR code



The QR code at the top right of each page enables you to access our web page where you can see more images of our products.

Grain

Random match  
Wood planks or veneer sheets are joined at random, of which expressive surface patterns require craftspeople for high skills and an eye for beauty.

Book match  
Two pieces of wood planks or veneer sheets with similar surface patterns are arranged side by side to look like a book opened, which makes surface patterns look more dynamic by grains running symmetrically.

Size description for chairs and tables

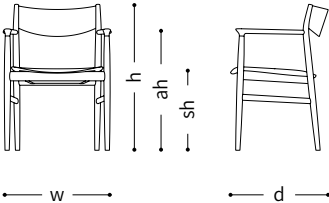


Diagram showing chair dimensions: w (width), d (depth), h (height), ah (arm height), sh (seat height).

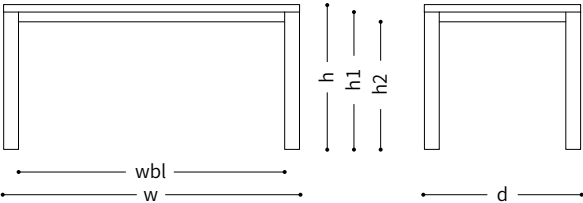


Diagram showing table dimensions: w (width), wbl (width between legs), d (depth), h (height), h1 (height from floor to bottom of top board), h2 (height from floor to cross pieces of top board), t (thickness), dia (diameter).

w ..... width  
d ..... depth  
h ..... height  
sh ..... seat height  
ah ..... arm height  
wt ..... weight (kg)

w ..... width  
d ..... depth  
h ..... height  
t ..... thickness

h1 ..... height from the floor to the bottom of the top board  
h2 ..... height from the floor to the cross pieces of the top board  
wbl ..... width between legs  
dia ..... diameter

\*Size description by 5 mm

\*Please note that there may be some measurement errors in size of chairs and sofas by the thickness of upholstery.

Price description for chairs

		F1	F2	F3	F4 / CL1	F5 / L2	L3	L4	
After-tax Before-tax	①	Japanese Ash							② ③
		Walnut							
	④	Only covering seat							

① Wood \*1

② Fabric\*2 / Leather grade\*3

③ Price by grade

④ Price of a Covering seat seat

\*1 Please see P.198 ~ 200

\*2 Please see P.201 ~ 203

\*3 Please see P.204 ~ 205

● 20 25 30 35 40 45 50 The figures in the boxes represent sales periods more than 20 years.

● The seat fabric and leather price is classified in seven grades.

● Delivery and installation are separately charged.

\* Please contact for more details.